

MPT • CPT F5 • PSD

Application	Package			V _{CEO} (V) *V _{CEs} **V _{CER}	I _c (A)	I _c Max. (A)	P _c (W)		h _{FE}	V _{CE} (V)	I _c (mA)	Circuit
	MPT	CPT F5	PSD				MPT (Ta=25°C)	CPT PSD (Tc=25°C)				
	Part No.											
Driver	2SB1132	-	-	-32	-1	-	2*	-	82~390	-3	-100	-
	New 2SA1900	-	-	-50	-1	-2	2*	-	82~390	-3	-500	-
	-	2SB1184	-	-50	-3	-	-	15	82~390	-3	-500	-
	2SB1188	2SB1182	-	-32	-2	-	2*	10	82~390	-3	-500	-
	2SB1189	-	-	-80	-0.7	-	2*	-	82~390	-3	-100	-
	2SB1260	2SB1181	-	-80	-1	-	2*	10	82~390	-3	-100	-
	-	2SB1275	-	-160	-1.5	-	-	10	56~270	-5	-100	-
	-	2SB1516	-	-80	-3	-	-	10	56~270	-2	-400	-
	-	2SB1535	-	-100	-6	-	-	10	56~270	-1	-550	-
	2SC4132	-	-	120	2	-	2*	-	56~390	5	100	-
	2SD1664	-	-	32	1	-	2*	-	82~390	3	100	-
	New 2SC5053	-	-	50	1	2	2*	-	82~390	3	500	-
	-	2SD1760	-	50	3	-	-	15	82~390	3	500	-
	2SD1766	2SD1758	-	32	2	-	2*	10	82~390	3	500	-
	2SD1767	-	-	80	0.7	-	2*	-	82~390	3	100	-
	2SD1898	2SD1733	-	80	1	-	2*	10	82~390	3	500	-
2SD2211	2SD1918	-	160	1.5	-	2*	10	56~270	5	100	-	
2SD2167	-	-	31 ± 4	2	3	2*	-	56~270	3	500	-	
Low V _{CE(sat)}	2SA1797	-	-	-50	-2	-5	2*	-	82~270	-2	-500	-
	-	-	☆2SA1870	-60	-12	-	-	35	60~320	-2	-2000	-
	2SB1424	-	-	-20	-3	-5	2*	-	82~390	-2	-100	-
	New 2SB1561	-	-	-60	-2	-5	2*	-	82~270	-2	-500	-
	2SC4672	-	-	50	2	5	2*	-	82~270	2	500	-
	-	-	☆2SC4939	60	12	-	-	35	60~320	2	2000	-
	-	2SC5103	-	60	5	10	-	10	82~270	2	1000	-
	2SD2150	-	-	20	3	5	2*	-	120~560	2	100	-
New 2SD2391	-	-	60	2	5	2*	-	82~270	2	500	-	
Strobo Flash Low V _{CE(sat)}	-	New 2SA1834	-	-20	-10	-15	-	10	120~560	-2	-500	-
	2SB1308	-	-	-20	-3	-5	2*	-	82~390	-2	-500	-
	2SB1386	2SB1412	-	-20	-5	-10	2*	10	82~390	-2	-500	-
	-	2SC5001	-	20	10	15	-	10	120~560	2	500	-
	2SD1963	-	-	20	3	5	2*	-	120~560	2	500	-
2SD2098	2SD2118	-	20	5	10	2*	10	120~560	2	500	-	
High h _{FE}	2SB1427	-	-	-20	-2	-3	2*	-	270~1200	-6	-500	-
	2SD2153	-	-	25	2	3	2*	-	390~2700	6	500	-
	-	2SD2318	-	60	3	4.5	-	15	390~1800	4	500	-
Darlington	-	2SB1183	-	-40**	-2	-	-	10	1k~200k	-3	-500	Fig.1
	-	2SB1316	-	-100	-2	-	-	10	1k~10k	-2	-1000	Fig.3
	-	2SB1474	-	-80	-4	-	-	10	1k~10k	-3	-2000	Fig.2
	-	2SD1759	-	40**	2	-	-	10	1k~200k	3	500	Fig.5
	2SD1834	-	-	60*	1	-	2*	-	2k~	3	500	Fig.4
	2SD2195	2SD1980	-	100	2	-	2*	10	1k~10k	2	1000	Fig.6
	2SD2170	-	-	90 ⁺²⁰ ₋₁₀	2	3	2*	-	1k~10k	2	1000	Fig.7
2SD2212	2SD2143	-	60 ± 10	2	-	2*	10	1k~10k	2	1000	Fig.7	
High Voltage SW	2SA1759	-	-	-400	-0.1	-0.2	2*	-	56~270	-10	-10	-
	2SA1812	2SA1727	-	-400	-0.5	-1	2*	10	56~270	-5	-50	-
	-	2SA1862	-	-400	-2	-4	-	10	56~180	-5	-100	-
	-	2SA1807	-	-600	-1	-2	-	10	56~180	-5	-100	-
	2SC4505	-	-	400	0.1	-	2*	-	56~270	10	10	-
	-	-	☆2SC4937	400	2	-	-	35	16~50	5	0.1	-
-	-	☆2SC4938	400	5	-	-	35	16~50	5	3	-	

Notes : 1. ☆Under development 2. * F5 denotes surface mount version of CPT (SC-64) 3. ★Package mounted on ceramic 40×40×0.7mm

Transistors
TRANSISTORS

Land pattern

Page
103

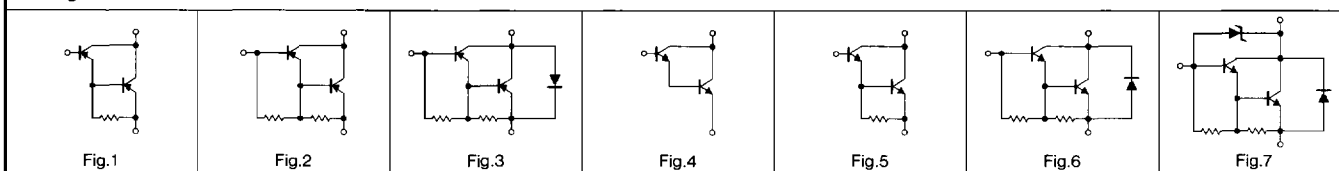
The Cases and Basic ordering
Units for Standard and Special
Standard Products Units

Page
107

Part Marking

Page
111

Darlington transistor internal circuit



Transistors

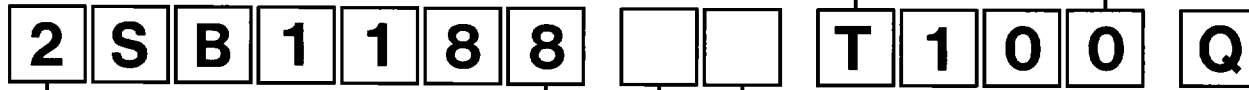
MPT • CPT F5 • PSD

●Product Designation

Specify part No., packaging specification code and h_{FE} ranking code.

Package	MPT	CPT F5	PSD
Code	T101	TL	TL
	T100	TR	TR

Packaging specification code



Part No.

Blank unless otherwise required

h_{FE} Ranking code

Code	h_{FE} Range
L	27~56
M	39~82
N	56~120
P	82~180
Q	120~270
R	180~390
S	270~560
E	390~820
U	560~1200
V	820~1800
W	1200~2700
A	1k~
B	5k~
C	10k~

(Unit : mm)

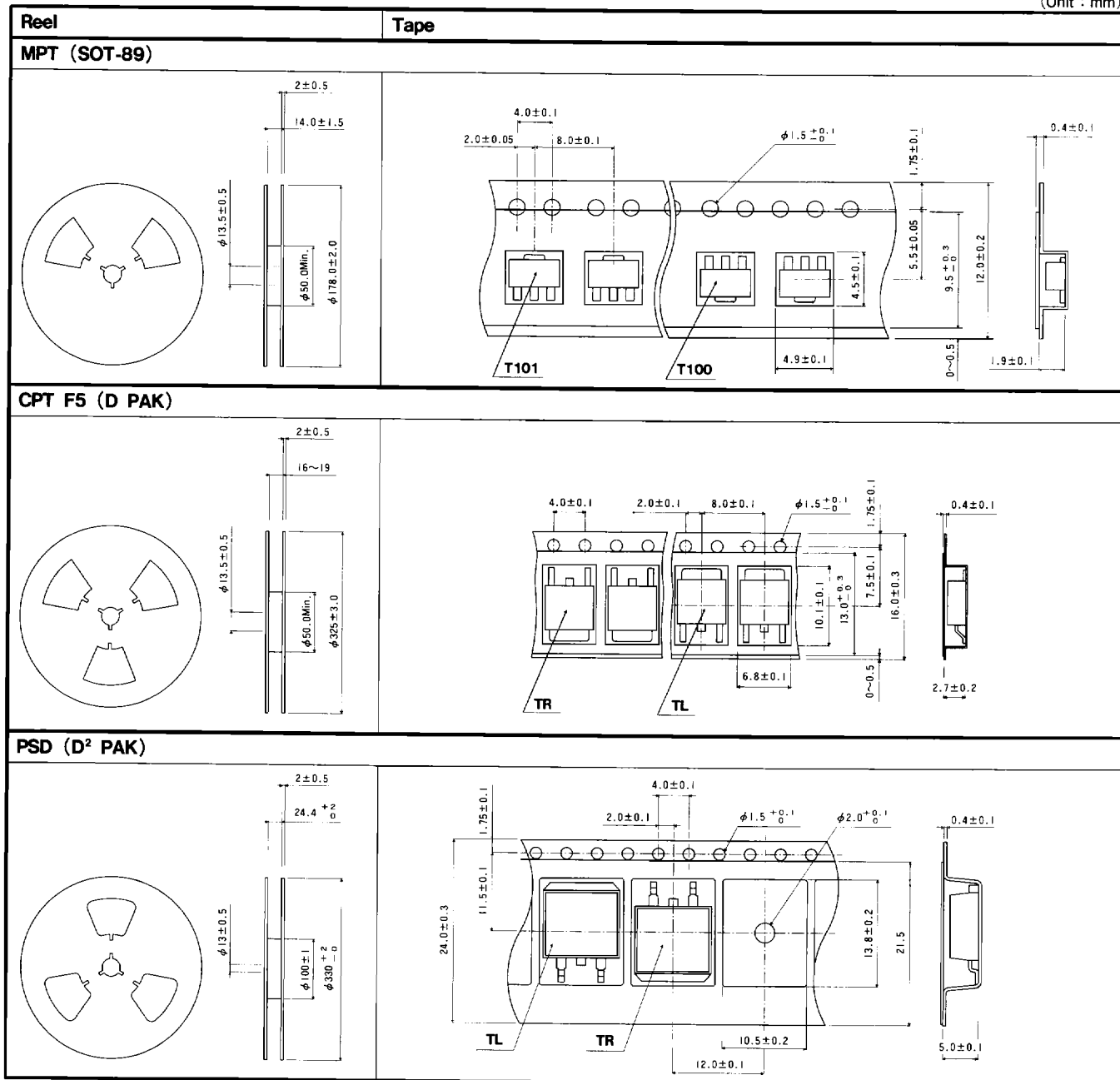
Package	MPT (SOT-89)	CPT F5 (D PAK)	PSD (D ² PAK)
Dimensions	<p>(1) Base (2) Collector (3) Emitter</p>	<p>(1) Base (2) Collector (3) Emitter</p>	<p>(1) Base (2) Collector (3) Emitter</p>
Actual size			
External dimensions (×1.0)			

●Packaging

Package	Packaging type	Packaging style	Direction	Code	Quantity /Package (pcs)	Quantity /Unit (pcs)
MPT	Taping	Embossed reel tape	Pin 3 side on sprocket hole side	T100	1,000	-
			Fin on sprocket hole side	T101		
CPT F5	Taping	Embossed reel tape	Fin on sprocket hole side	TL	2,500	-
			Pin 3 side on sprocket hole side	TR		
PSD	Taping	Embossed reel tape	Fin on sprocket hole side	TL	1,000	-
			Pin 3 side on sprocket hole side	TR		
	Bulk	Polyethylene bag	-	-	2,000	200
	Bulk	Polyethylene bag	-	-	500	100

●Packaging Specifications

(Unit : mm)



Transistors

Transistors

Land pattern

Page 103

The Cass and Basic marking Units for Standard and Some Standard Products Units

Page 107

Part Marking

Page 111